

# Exporting operations with all information

The "View operations Data export" tab allows you to export all information saved in the application as a CSV file. Furthermore, you can save the settings that were activate for the data export. Depending on the syntax used by the application, different separators are preferred for further processing of the CSV data sets. This is why you have the option to select the separator prior to export.

## Overview of the selection fields for data export

The screenshot shows the 'Data export' tab with various selection fields. The fields are organized into sections, each with a checkbox to activate or deactivate the data. The sections are: Period, Select all, Operation data, Status Data, Card data, Account data, Wallet Data, Factoring Data, Personal Data, Address and credit check, IP data, and Information about your shopping cart. At the bottom, there are buttons for 'Select Separator', 'Select action', and 'Execute action'.

1. "Period" selection field
2. "Select all" selection field
3. "Operation data" selection field
4. "Status data" selection field
5. "Card data" selection field
6. "Account data" selection field
7. "Wallet data" selection field
8. "Factoring data" selection field
9. "Personal data" selection field
10. "Address and credit check" selection field
11. "IP data" selection field
12. "Information about your shopping cart" selection field
13. "Execute action" button
14. Drop-down "Select action" menu
15. Drop-down "Separator" menu



### Information on export data

Please keep in mind that the data available depend on the payment and the parameter that are sent to Computop Paygate, too.



### Application Button

The button at the bottom allows you to jump to the corresponding page within the application. You must be logged in to jump to the corresponding page within the application.

Computop Analytics

## On this page

- Overview of the selection fields for data export
- Activating or deactivating all selection fields
  - Activating the "Period" selection field
- Activating the "Operation data" selection field
- Activating the "Status data" selection field
- Activating the "Card data" selection field
- Activating the "Account data" selection field
- Activating the "Wallet data" selection field
- Activating the "Factoring data" selection field
- Activating the "Personal data" selection field
- Activating the "Address and credit check" selection field
- Activating the "IP data" selection field
- Activating the "Information about your shopping cart" selection field
- Starting data export or saving settings

## In this section

- Displaying an operation
- Displaying payment transactions for an operation
- Exporting operations with all information
- Finding operations using the global search (optional)
- Search for operations for an account number
- Searching for and filtering operations
- Searching for operations for a payment method or a payment method provider
- Searching for settlement files

## Activating or deactivating all selection fields

The "Select all" selection criterion allows you to activate or deactivate all selection fields for data export.



### "Select all" selection field

Any selection fields for data export that have already been selected will be lost when you activate or deactivate the "Select all" selection criterion.

## Activating the "Period" selection field

When you click in the input fields for the date, a calendar opens in which you can select a date. When you click in the input fields for the time, you can define a time for the search.

## Activating the "Operation data" selection field

Operation data are general information about an operation.

Operation data

|  |  |   |
|--|--|---|
| <input checked="" type="checkbox"/> Merchant                         | <input checked="" type="checkbox"/> Payment-ID       | <input checked="" type="checkbox"/> Merchant reference number |
| <input checked="" type="checkbox"/> Former merchant reference number | <input checked="" type="checkbox"/> Reference number | <input checked="" type="checkbox"/> Former reference number   |
| <input type="checkbox"/> Merchant- ID                                | <input checked="" type="checkbox"/> Payment Method   | <input checked="" type="checkbox"/> Currency                  |
| <input checked="" type="checkbox"/> Amount                           | <input checked="" type="checkbox"/> User Data        | <input checked="" type="checkbox"/> Requested service         |
| <input checked="" type="checkbox"/> Provider Token                   | <input checked="" type="checkbox"/> Provider-ID      | <input checked="" type="checkbox"/> Source                    |

| Selection criterion              | Description  | Parameter in Paygate |
|----------------------------------|--|----------------------|
| Merchant                         | MerchantID assigned by Computop  | MID                  |
| Payment ID                       | PaymentID automatically assigned and unique for each payment process   | PayID                |
| Merchant reference number        | Merchant's transaction number  | TransID              |
| Former merchant reference number | depricated   | <i>depricated</i>    |
| Reference number                 | The merchant reference number is a merchant code assigned by you to identify an operation                          | RefNr                |
| Former reference number          | depricated   | depricated           |
| Merchant ID                      | MerchantID at your credit card acquirer (also known as "AcceptorId" or "VU-Nummer")                                | ---                  |
| Payment method                   | Payment method used for payment process, e.g. "Card - Visa" or "eWallet - Bluecode"                                |                      |
| Currency                         | Currency (ISO, Alpha-3) used for payment process, e.g. "EUR", "GBP", "USD"   | Currency             |
| Amount                           | Amount in smallest currency, e.g. 123 for 1,23 EUR   | Amount               |
| User data                        | You may put some information to your own purpose   | UserData             |
| Requested service                |  |                      |
| Provider token                   | Unique transaction token of the external service provider. Normally used with credit cards for recurring payments. | TokenExt             |
| Provider ID                      | Unique transaction ID of the external service provider to identify a payment process                               | TransactionID        |
| Source                           |  |                      |

## Activating the "Status data" selection field

Status data are information about the creation data and the current status of an operation.

Status Data

|  |   |  |
|--|---|--|
| <input checked="" type="checkbox"/> Creation date        | <input checked="" type="checkbox"/> Time of Capture | <input checked="" type="checkbox"/> Time of Credit |
| <input checked="" type="checkbox"/> Time of EPA-creation | <input checked="" type="checkbox"/> Current status  | <input checked="" type="checkbox"/> Current code   |

| Selection criterion | Description | Parameter in Paygate |
|---------------------|-------------|----------------------|
|---------------------|-------------|----------------------|

|                      |   |     |
|----------------------|---|-----|
| Creation date        | Date / time for creation of payment process                 | n/a |
| Time of capture      | Date / time for capture of payment process                  | n/a |
| Time of credit       | Date / time for credit/refund of payment process            | n/a |
| Time of EPA creation | Date / time of EPA (credit card settlement), optional       | n/a |
| Current status       | Current status of payment process: ERROR or OK              |     |
| Current code         | Detailed response code, see: <a href="#">A4 Error codes</a> |     |

## Activating the "Card data" selection field

Card data are information about an operation that was paid using a credit card.

Card data

|   |   |   |
|---|---|---|
| <input checked="" type="checkbox"/> Card brand                | <input checked="" type="checkbox"/> Card number             | <input checked="" type="checkbox"/> Pseudo card number        |
| <input type="checkbox"/> Card holder                          | <input checked="" type="checkbox"/> Country of Origin       | <input type="checkbox"/> Issuer bank                          |
| <input checked="" type="checkbox"/> Approval code             | <input checked="" type="checkbox"/> Type of capture         | <input checked="" type="checkbox"/> Card holder information 1 |
| <input checked="" type="checkbox"/> Card holder information 2 |   |   |
| 3-D secure  |   |   |
| <input checked="" type="checkbox"/> Authentication number     | <input checked="" type="checkbox"/> Status                  | <input type="checkbox"/> ECI value                            |
| <input type="checkbox"/> Card holder information              | <input type="checkbox"/> 3-D Version (Directory Server)     | <input type="checkbox"/> 3-D Version (Processing)             |
| <input type="checkbox"/> Authentication Type                  | <input type="checkbox"/> Authentication Method (cardholder) | <input type="checkbox"/> Fallback Reason                      |
| <input type="checkbox"/> Challenge Indicator (Requested)      | <input type="checkbox"/> Transaction Status                 | <input type="checkbox"/> Transaction Status Reason            |
| <input type="checkbox"/> Exemption Processing (Requested)     | <input type="checkbox"/> Exemption Processing (Result)      | <input type="checkbox"/> Whitelist Status                     |

| Selection criterion       | Description  | Parameter in Paygate |
|---------------------------|--|----------------------|
| Card brand                | Card brand for a credit card payment, e.g. Visa, MasterCard  | CCBrand              |
| Card number               | Masked card number; due to PCI DSS regulation the card number is shown with 6 digits, "X", and 4 digits  | MaskedPan            |
| Pseudo card number        | Pseudo card number generated by Computop Paygate; this number can be handled and stored by the merchant without specific PCI DSS requirements. | PCNr                 |
| Card holder               | Name of card holder - if present   | CreditCardHolder     |
| Country of origin         | Country of credit card issuer bank - if present  | IssuerCountry        |
| Approval code             | Approval code of credit card acquirer - if present   | ApprovalCode         |
| Type of capture           | Type of capture (MANUAL, AUTO) - if present  | Capture              |
| Card holder information 1 | Value shown on card holder accounting statement - depending on paymethod   | Textfeld1            |
| Card holder information 2 | Value shown on card holder accounting statement - depending on paymethod   | Textfeld2            |
| <b>3-D secure</b>         |  |                      |
| Authentication number     | 3-D Secure authentication value  | CAVV                 |
| ECI value                 | Electronic commerce indicator returned by acquirer / scheme  | ECI / ECI3D          |
| Status                    | Status of 3-D secure authentication  |                      |

## Activating the "Account data" selection field

Account data are information about an operation that was paid on account.

Account data

|  |  |   |
|--|--|---|
| <input checked="" type="checkbox"/> Account number       | <input checked="" type="checkbox"/> Bank code                    | <input checked="" type="checkbox"/> Account holder    |
| <input checked="" type="checkbox"/> IBAN                 | <input checked="" type="checkbox"/> Pseudo account number (PBAN) | <input checked="" type="checkbox"/> BIC               |
| <input checked="" type="checkbox"/> MandateID            | <input checked="" type="checkbox"/> Date of signature            | <input checked="" type="checkbox"/> Bank              |
| <input checked="" type="checkbox"/> Card sequence number | <input checked="" type="checkbox"/> Country                      | <input checked="" type="checkbox"/> City of residence |
| <input checked="" type="checkbox"/> Date of execution    | <input checked="" type="checkbox"/> Transaction-ID               |   |

| Selection Criterion          | Desription   | Parameter in Paygate  |
|------------------------------|--|-----------------------|
| Account number               | Account number or IBAN - depending on paymethod          | BankAccount           |
| Bank code                    | Bank code or BIC - depending on paymethod                | BankCode              |
| Account holder               | Account holder   | AccOwner              |
| IBAN                         | IBAN - depending on paymethod                            | IBAN                  |
| Pseudo account number (PBAN) | Pseudo bank account number generated by Computop Paygate | PBAN                  |
| BIC                          | depending on paymethod                                   | BIC                   |
| Mandate ID                   | SEPA Mandate ID  | MandateID             |
| Date of signature            | Date of signature of SEPA mandate                        | DtOfSgntr             |
| Bank                         | Bank name  | AccBankName / AccBank |
| Card sequence number         |  |                       |
| Country                      | Country of bank  |                       |
| City of residence            |  |                       |
| Date of execution            |  |                       |
| Transaction ID               |  |                       |

## Activating the "Wallet data" selection field

Wallet data are information about an operation that was paid using an electronic wallet.

Wallet Data

|  |   |   |
|--|---|---|
| <input checked="" type="checkbox"/> Customer number  | <input checked="" type="checkbox"/> Customer name | <input checked="" type="checkbox"/> Device  |
| <input checked="" type="checkbox"/> Reference number | <input type="checkbox"/> Agreement number         | <input checked="" type="checkbox"/> Channel |
| <input checked="" type="checkbox"/> Fee              |   |   |

| Selection Criterion | Description | Parameter in Paygate |
|---------------------|-------------|----------------------|
| Customer number     |             |                      |
| Customer name       |             |                      |
| Device              |             |                      |
| Reference number    |             |                      |
| Agreement number    |             |                      |
| Channel             |             |                      |
| Fee                 |             |                      |

# Activating the "Factoring data" selection field

Factoring data are information about an operation that was paid using the "Factoring" financing method.

Factoring data

☒ Transaction ID

☒ Reference number

☒ Payment Target

☒ Customer number

| Selection Criterion | Description | Parameter in Paygate |
|---------------------|-------------|----------------------|
| Transaction ID      |             |                      |
| Reference number    |             |                      |
| Payment target      |             |                      |
| Customer number     |             |                      |

# Activating the "Personal data" selection field

Personal data are all the information about the person who is paying for the transaction.

Personal Data

Billing address

☐ Title

☒ Name

☒ Address addendum

☒ Region

☒ First name

☒ Company

☒ Zip Code

☒ Country

☒ Last name

☐ Street

☐ City

☐ Country code

Shipping address

☒ Title

☒ Name

☐ Address addendum

☐ Address part 3

☒ Region

☒ Status

☒ First name

☒ Company

☒ Address part 1

☒ Zip Code

☒ Country

☒ Last name

☐ Street

☐ Address part 2

☐ City

☐ Country code

Other Data

☒ Title

☐ E-mail address

☐ Additional information

☐ Gender

☐ Person ID

☒ First name

☒ Phone number

☒ Business Segment

☒ Date of birth

☒ Customer number

☐ Last name

☐ Country

☐ Status of Security

☐ Age

| Selection criterion     | Description | Parameter in Paygate |
|-------------------------|-------------|----------------------|
| <b>Billing address</b>  |             |                      |
| Title                   |             | bdSalutation         |
| First name              |             | bdFirstName          |
| Last name               |             | bdLastName           |
| Name                    |             |                      |
| Company                 |             |                      |
| Street                  |             | bdStreet             |
| Address addendum        |             |                      |
| Zip code                |             | bdZip                |
| City                    |             | bdCity               |
| Region                  |             |                      |
| Country                 |             |                      |
| Country code            |             | bdCountryCode        |
| <b>Shipping address</b> |             |                      |

|                        |  |               |
|------------------------|--|---------------|
| Title                  |  | sdSalutation  |
| First name             |  | sdFirstName   |
| Last name              |  | sdLastName    |
| Name                   |  |               |
| Company                |  |               |
| Street                 |  | sdStreet      |
| Address addendum       |  |               |
| Address part 1         |  |               |
| Address part 2         |  |               |
| Address part 3         |  |               |
| Zip code               |  | sdZip         |
| City                   |  | sdCity        |
| Region                 |  |               |
| Country                |  |               |
| Country code           |  | sdCountryCode |
| Status                 |  |               |
| <b>Other data</b>      |  |               |
| Title                  |  |               |
| First name             |  |               |
| Last name              |  |               |
| Email address          |  |               |
| Phone number           |  |               |
| Country                |  |               |
| Additional information |  |               |
| Business segment       |  |               |
| Status of security     |  |               |
| Gender                 |  | Gender        |
| Date of birth          |  | DateOfBirth   |
| Age                    |  |               |
| Person ID              |  |               |
| Customer number        |  |               |

## Activating the "Address and credit check" selection field

Address and credit check data are all the information about the address and credit check of a person for an operation.

Address and creditcheck

|   |  |   |
|---|--|---|
| <input checked="" type="checkbox"/> Result        | <input checked="" type="checkbox"/> Address result | <input checked="" type="checkbox"/> Name result         |
| <input checked="" type="checkbox"/> Person result | <input checked="" type="checkbox"/> Email result   | <input checked="" type="checkbox"/> New customer result |
| <input checked="" type="checkbox"/> Score Value   |  |   |

Requested Address Components

|  |  |   |
|--|--|---|
| <input checked="" type="checkbox"/> Title        | <input checked="" type="checkbox"/> First name     | <input checked="" type="checkbox"/> Last name |
| <input checked="" type="checkbox"/> Company      | <input checked="" type="checkbox"/> Initials       | <input checked="" type="checkbox"/> Street    |
| <input checked="" type="checkbox"/> House number | <input checked="" type="checkbox"/> Zip Code       | <input checked="" type="checkbox"/> City      |
| <input checked="" type="checkbox"/> Country code | <input checked="" type="checkbox"/> E-mail address |   |

Corrected address details

|  |   |   |
|--|---|---|
| <input checked="" type="checkbox"/> Title        | <input checked="" type="checkbox"/> First name      | <input checked="" type="checkbox"/> Last name |
| <input checked="" type="checkbox"/> Company      | <input checked="" type="checkbox"/> Initials        | <input checked="" type="checkbox"/> Street    |
| <input checked="" type="checkbox"/> House number | <input checked="" type="checkbox"/> Zip Code        | <input checked="" type="checkbox"/> City      |
| <input checked="" type="checkbox"/> Country code | <input checked="" type="checkbox"/> Customer number |   |

| Selection Criterion                                    | Description | Parameter in Paygate |
|--|-------------|----------------------|
| Result   |             |                      |
| Address result   |             |                      |
| Name result  |             |                      |
| Person result  |             |                      |
| Email result   |             |                      |
| New customer result                                    |             |                      |
| Score value  |             |                      |
| Requested address components/corrected address details |             |                      |
| Title  |             |                      |
| First name   |             |                      |
| Last name  |             |                      |
| Company  |             |                      |
| Initials   |             |                      |
| Street   |             |                      |
| House number   |             |                      |
| Zip code   |             |                      |
| City   |             |                      |
| Country code   |             |                      |
| Email address/customer number                          |             |                      |

## Activating the "IP data" selection field

IP data are all the information about the device used by a person and that was used to pay the transaction.

IP data

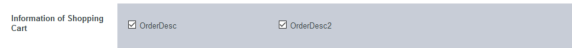
|   |  |  |
|---|--|--|
| <input type="checkbox"/> IP address                                 | <input checked="" type="checkbox"/> Country  | <input type="checkbox"/> Country code (ISO 3166 ALPHA-2) |
| <input checked="" type="checkbox"/> Country code (ISO 3166 numeric) | <input checked="" type="checkbox"/> City     | <input checked="" type="checkbox"/> State                |
| <input checked="" type="checkbox"/> Longitude                       | <input checked="" type="checkbox"/> Latitude |  |

| Selection Criterion | Description | Parameter in Paygate |
|---------------------|-------------|----------------------|
| IP address          |             |                      |
| Country             |             |                      |

|                                   |  |  |
|-----------------------------------|--|--|
| Country code (ISO 3166 ALPHA2)    |  |  |
| Country code (ISO 3166 numerical) |  |  |
| City                              |  |  |
| State                             |  |  |
| Longitude                         |  |  |
| Latitude                          |  |  |

## Activating the "Information about your shopping cart" selection field

Information about your shopping cart is all the information about the products that were paid for with the transaction.



| Selection criterion | Description               | Parameter in Paygate |
|---------------------|---------------------------|----------------------|
| OrderDesc           | Shopping cart information | OrderDesc            |
| OrderDesc2          | Shopping cart information | OrderDesc2           |

## Starting data export or saving settings

You have the option of exporting all information activated in the selection fields for the selected period as a CSV file. Furthermore, you can save the information activated in the selection fields for the next data export.



1. Drop-down "Select separator" menu
2. Drop-down "Select action" menu
3. "Execute action" button

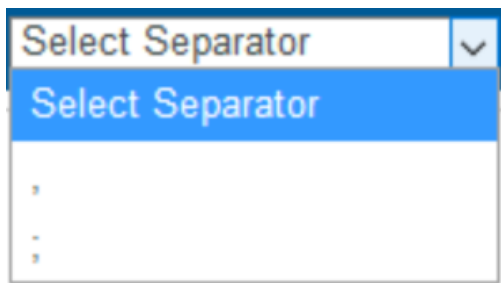
Proceed as follows to start data export or to save the settings:

1. Select the required period.
2. Activate the required information in the selection fields.

### Separator for data export

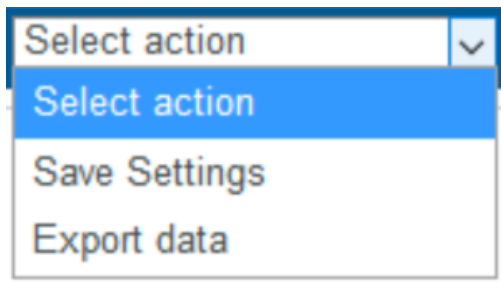
Depending on the application and the country, a different separator will be required for the export and import of a CSV file. This is why you have the option of selecting a separator for the CSV file from the drop-down menu.





3. Select the separator from the drop-down "Select separator" menu.

The separator selected is shown in the drop-down "Select separator" menu.



4. Select the action from the drop-down "Select action" menu.

The action selected is shown in the drop-down "Select action" menu".

5. Click on the "Execute action" button.

The required action is carried out. The settings are saved to the application, or the data export is issued as a CSV file ready to download.