


VIPPS

About VIPPS

General information about VIPPS

Logo	
Info	Vipps is a mobile wallet enabling quick and secure payments in Norway, Denmark and Finland, where it operates as MobilePay. Users can link their phone numbers to payment cards for peer-to-peer transfers, bill payments and online or in-store purchases. It also simplifies shared expense management, like splitting group costs. It is widely adopted across Scandinavia, offering seamless digital payment experiences for consumers and merchants alike.
Type	Payments by eWallet

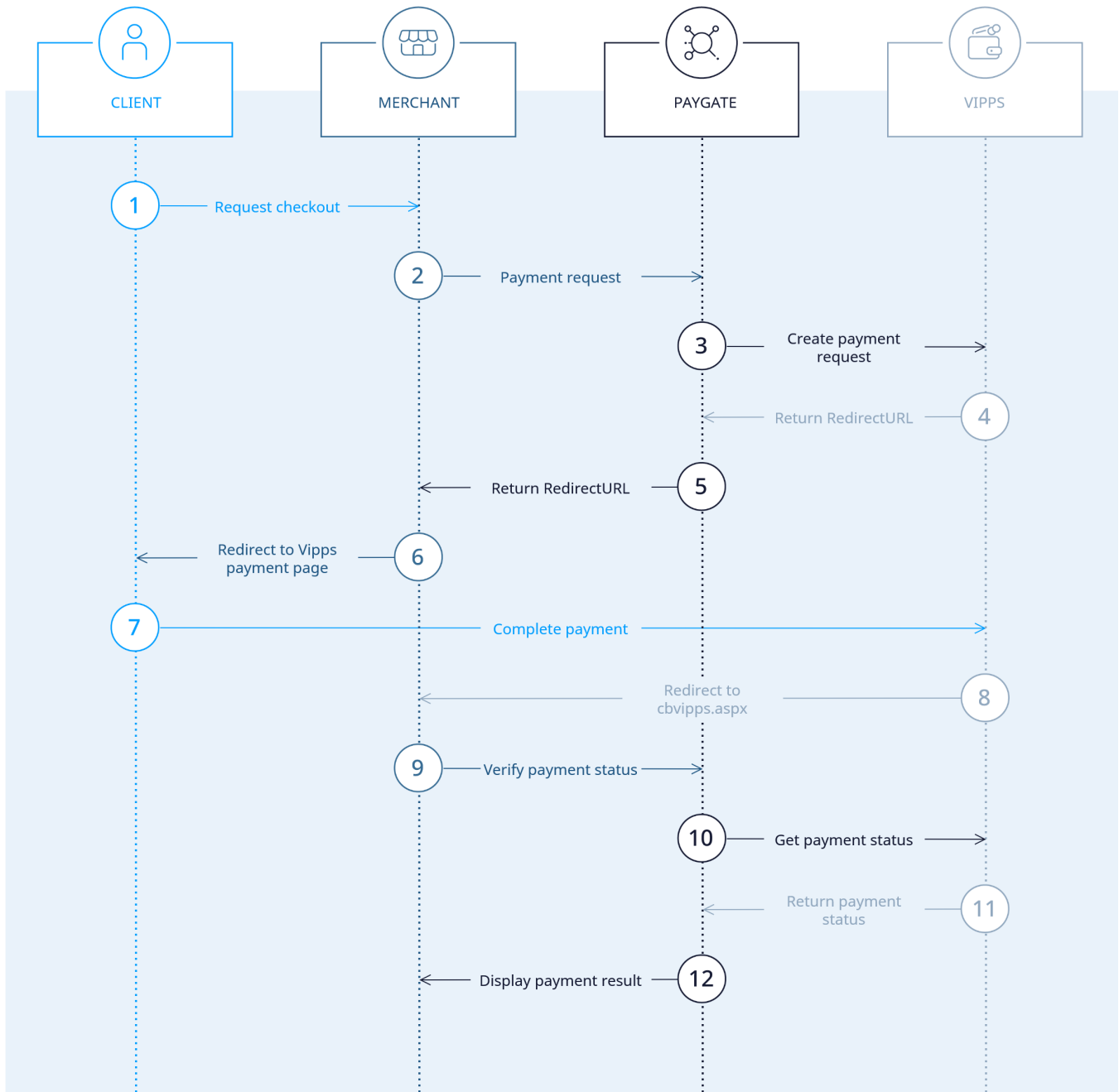
A mobile payment solution enables customers to complete transactions using their phone number. This system integrates both Vipps and MobilePay through a unified API. The process involves steps such as authorization, token generation, and redirection. The unified API is designed for use in Sweden and Finland under the MobilePay brand and in Norway under the Vipps brand. Customers receive a request on their mobile app and confirm the transaction directly on their smartphone. This solution streamlines payments by securely storing card details in the app, eliminating the need for manual card entry. It also supports invoice receipt. The design guideline could be found on following link: <https://developer.vippsmobilepay.com/docs/knowledge-base/design-guidelines/buttons/>

Further information can be found on the webpage of VIPPS (<https://vippsmobilepay.com/en>).

On this page

- [About VIPPS](#)
 - [General information about VIPPS](#)
 - [Process flow chart](#)
- [Paygate interface](#)
 - [Definitions](#)
 - [Data formats](#)
 - [Abbreviations](#)
 - [Payment with VIPPS over form interface](#)
 - [Create agreement for VIPPS recurring payments \(RTF=A or RTF=I\)](#)
 - [Create recurring payment \(RTF=R\) for VIPPS](#)
 - [Cancel/Terminate agreement \(RTF=C\) for VIPPS recurring payments](#)
 - [Important notes for recurring payments](#)
 - [Phone number parameter](#)
 - [Agreement management](#)
 - [Charge processing](#)
 - [Pricing models](#)
 - [Campaign support](#)
 - [User-initiated cancellations](#)
 - [Examples](#)
 - [Example 1: Create agreement without initial charge](#)
 - [Example 2: Create agreement with discounted initial charge](#)
 - [Example 3: Create recurring charge](#)
 - [Example 4: Terminate agreement](#)
 - [Capture](#)
 - [Credit with reference](#)
 - [Reversal](#)

Process flow chart



VIPPS process flow

Paygate interface

Definitions

Data formats

Format	Description
a	alphabetical
as	alphabetical with special characters

n	numeric
an	alphanumeric
ans	alphanumeric with special characters
ns	numeric with special characters
bool	boolean expression (true or false)
3	fixed length with 3 digits/characters
..3	variable length with maximum 3 digits/characters
enum	enumeration of allowed values
dtm	ISODateTime (YYYY-MM-DDThh:mm:ss)

Abbreviations

Abbreviation	Description	Comment
CND	condition	
M	mandatory	If a parameter is mandatory, then it must be present
O	optional	If a parameter is optional, then it can be present, but it is not required
C	conditional	If a parameter is conditional, then there is a conditional rule which specifies whether it is mandatory or optional

Notice: Please note that the names of parameters can be returned in upper or lower case.

Payment with VIPPS over form interface

To initiate a payment with VIPPS, please use the following URL:

<https://www.computop-paygate.com/vipps.aspx>

Notice: For security reasons, Computop Paygate rejects all payment requests with formatting errors. Therefore, please use the correct data type for each parameter.

The following table describes the [encrypted payment request parameters](#):

Key	Format	CND	Description
MerchantID	ans..30	M	MerchantID, assigned by Computop. Additionally this parameter has to be passed in plain language too.
TransID	ans..64	M	TransactionID provided by you which should be unique for each payment
RefNr	an..50	O	Unique identifier for the payment. Must be unique for the sales unit. It should be UUID preferably, without leading zero, A-Z/a-z, hyphen '-'. New reference ID should be provided for each attempt.
Amount	n..10	M	Amount in the smallest currency unit. Minimum amounts: NOK: 100 øre, DKK: 1 øre, EUR: 1 cent
Currency	a3	M	Currency, three digits DIN / ISO 4217, e.g. NOK, EUR, DKK. Please find an overview here: A1 Currency table
MAC	an64	M	Hash Message Authentication Code (HMAC) with SHA-256 algorithm. Details can be found here: <ul style="list-style-type: none"> HMAC Authentication (Request) HMAC Authentication (Notify)
Order Desc	ans..100	M	Description of purchased goods

URLS success	ans..256	M	<p>Complete URL which calls up Paygate if payment has been successful. The URL may be called up only via port 443. This URL may not contain parameters: In order to exchange values between Paygate and shop, please use the parameter UserData.</p> <p>i Common notes:</p> <ul style="list-style-type: none"> We recommend to use parameter "response=encrypt" to get an encrypted response by Paygate However, fraudster may just copy the encrypted DATA-element which are sent to URLFailure and send the DATA to URLSuccess. Therefore ensure to check the "code"-value which indicates success/failure of the action. Only a result of "code=00000000" should be considered successful.
URLFailure	ans..256	M	<p>Complete URL which calls up Paygate if payment has been unsuccessful. The URL may be called up only via port 443. This URL may not contain parameters: In order to exchange values between Paygate and shop, please use the parameter UserData.</p> <p>i Common notes:</p> <ul style="list-style-type: none"> We recommend to use parameter "response=encrypt" to get an encrypted response by Paygate However, fraudster may just copy the encrypted DATA-element which are sent to URLFailure and send the DATA to URLSuccess/URLNotify. Therefore ensure to check the "code"-value which indicates success/failure of the action. Only a result of "code=00000000" should be considered successful.
Response	a7	O	Status response sent by Paygate to URLSuccess and URLFailure , should be encrypted. For this purpose, transmit Response=encrypt parameter.
URLNotify	ans..256	M	<p>Complete URL which Paygate calls up in order to notify the shop about the payment result. The URL may be called up only via port 443. It may not contain parameters: Use the UserData parameter instead.</p> <p>i Common notes:</p> <ul style="list-style-type: none"> Before follow-up actions (capture / credit / reversal) are carried out on an existing transaction, the first Notify must have been answered by the shop. Fraudster may just copy the encrypted DATA-element which are sent to URLFailure and send the DATA to URLSuccess /URLNotify. Therefore ensure to check the "code"-value which indicates success/failure of the action. Only a result of "code=00000000" should be considered successful.
MinAge	n..2	O	Minimum age required for purchase. If specified, VIPPS will verify customer's age before allowing payment. Valid values: 15-99
phone Number	an..15	O	Customer's phone number in MSISDN format (e.g., 4712345678). Recommended to provide for better user experience – allows pre-filling phone number on VIPPS payment page.
Plain	ans..50	O	<p>A single value to be set by the merchant to return some information unencrypted in response/notify, e.g. the MID.</p> <p>"Plain"-parameter is part of encrypted "Data" in Computop Paygate and therefore protected against manipulation.</p>
Custom	ans..1024	O	<p>"Custom"-parameter is added to the request data before encryption and is part of encrypted "Data" in Computop Paygate request. By this they are protected against manipulation by a consumer.</p> <p>The Custom-value is added to the Computop Paygate response in plain text and the " " is replaced by a "&". By this you can put a single value into Custom-parameter and get multiple key-value-pairs back in response for your own purpose.</p>

Parameters for VIPPS

The following table gives the result parameters which Computop Paygate transmits to [URLSuccess](#) or [URLFailure](#) and [URLNotify](#). If you have specified the [Response=encrypt](#) parameter, the following parameters are sent [Blowfish encrypted](#) to your system:

i pls. be prepared to receive additional parameters at any time and do not check the order of parameters

i the key (e.g. mid, RefNr) should not be checked case-sensitive

Key	Format	CND	Description
mid	ans..30	M	MerchantID, assigned by Computop
PayID	an32	M	ID assigned by Paygate for the payment, e.g. for referencing in batch files as well as for capture or credit request.
XID	an32	M	ID for all single transactions (authorisation, capture, credit note) for one payment assigned by Paygate
TransID	ans..64	M	TransactionID provided by you which should be unique for each payment
Status	a..50	M	OK or AUTHORIZE_REQUEST (URLSuccess) as well as FAILED (URLFailure)
Description	ans..1024	M	Further details in the event that payment is rejected. Please do not use the Description but the Code parameter for the transaction status analysis!
Code	an8	M	Error code according to Paygate Response Codes (A4 Error codes)
Plain	ans..50	O	<p>A single value to be set by the merchant to return some information unencrypted in response/notify, e.g. the MID.</p> <p>"Plain"-parameter is part of encrypted "Data" in Computop Paygate and therefore protected against manipulation.</p>

Custom	ans..1024	O	<p>"Custom"-parameter is added to the request data before encryption and is part of encrypted "Data" in Computop Paygate request. By this they are protected against manipulation by a consumer.</p> <p>The Custom-value is added to the Computop Paygate response in plain text and the " " is replaced by a "&". By this you can put a single value into Custom-parameter and get multiple key-value-pairs back in response for your own purpose.</p>
--------	-----------	---	-------------------------------------------------------------------------------------------------------------------------------------------------------------------------------------------------------------------------------------------------------------------------------------------------------------------------------------------------------------------------------------------------------------------------------------------------------------

Result parameters for URLNotify, URLSuccess and URLFailure in case of VIPPS

Create agreement for VIPPS recurring payments (RTF=A or RTF=I)

In order to create an agreement for VIPPS recurring payments with or without initial charge, please use the following URL:

<https://www.computop-paygate.com/vipps.aspx>

Notice: For security reasons, Computop Paygate rejects all payment requests with formatting errors. Therefore, please use the correct data type for each parameter.

The following table describes the [encrypted payment request parameters](#):

Key	Format	CND	Description
MerchantID	ans..30	M	MerchantID, assigned by Computop. Additionally this parameter has to be passed in plain language too.
TransID	ans..64	M	TransactionID provided by you which should be unique for each payment
MAC	an64	M	Hash Message Authentication Code (HMAC) with SHA-256 algorithm. Details can be found here: <ul style="list-style-type: none"> HMAC Authentication (Request) HMAC Authentication (Notify)
URLSuccess	ans..256	M	Complete URL which calls up Paygate if payment has been successful. The URL may be called up only via port 443. This URL may not contain parameters: In order to exchange values between Paygate and shop, please use the parameter UserData . <p>Common notes:</p> <ul style="list-style-type: none"> We recommend to use parameter "response=encrypt" to get an encrypted response by Paygate However, fraudster may just copy the encrypted DATA-element which are sent to URLFailure and send the DATA to URLSuccess. Therefore ensure to check the "code"-value which indicates success/failure of the action. Only a result of "code=00000000" should be considered successful.
URLFailure	ans..256	M	Complete URL which calls up Paygate if payment has been unsuccessful. The URL may be called up only via port 443. This URL may not contain parameters: In order to exchange values between Paygate and shop, please use the parameter UserData . <p>Common notes:</p> <ul style="list-style-type: none"> We recommend to use parameter "response=encrypt" to get an encrypted response by Paygate However, fraudster may just copy the encrypted DATA-element which are sent to URLFailure and send the DATA to URLSuccess/URLNotify. Therefore ensure to check the "code"-value which indicates success/failure of the action. Only a result of "code=00000000" should be considered successful.
Response	a7	O	Status response sent by Paygate to URLSuccess and URLFailure , should be encrypted. For this purpose, transmit Response=encrypt parameter.
URLNotify	ans..256	M	Complete URL which Paygate calls up in order to notify the shop about the payment result. The URL may be called up only via port 443. It may not contain parameters: Use the UserData parameter instead. <p>Common notes:</p> <ul style="list-style-type: none"> Before follow-up actions (capture / credit / reversal) are carried out on an existing transaction, the first Notify must have been answered by the shop. Fraudster may just copy the encrypted DATA-element which are sent to URLFailure and send the DATA to URLSuccess/URLNotify. Therefore ensure to check the "code"-value which indicates success/failure of the action. Only a result of "code=00000000" should be considered successful.
Plain	ans..50	O	A single value to be set by the merchant to return some information unencrypted in response/notify, e.g. the MID. "Plain"-parameter is part of encrypted "Data" in Computop Paygate and therefore protected against manipulation.
Custom	ans..1024	O	<p>"Custom"-parameter is added to the request data before encryption and is part of encrypted "Data" in Computop Paygate request. By this they are protected against manipulation by a consumer.</p> <p>The Custom-value is added to the Computop Paygate response in plain text and the " " is replaced by a "&". By this you can put a single value into Custom-parameter and get multiple key-value-pairs back in response for your own purpose.</p>
RTF	a1	C	A = Create agreement without initial charge / I = Create agreement with initial charge

ProductName	ans..45	M	Product name displayed to customer
OrderDesc	ans..100	M	Description of purchased goods/products
PricingType	ans..8	M	For LEGACY = Fixed recurring amount / For VARIABLE = Flexible amount per charge
Amount	n..10	C	For LEGACY: Mandatory - fixed recurring amount in smallest currency unit / For VARIABLE: Mandatory - suggested maximum amount that customer can approve. Minimum amounts apply: NOK 100 øre, DKK 1 øre, EUR 1 cent.
Currency	a3	M	Currency, three digits DIN / ISO 4217, e.g. NOK, EUR, DKK. Please find an overview here: A1 Currency table
AgreementInterval	ans..5	O	Interval unit: YEAR, MONTH, WEEK, DAY. If not provided, creates variable agreement without fixed interval
AgreementIntervalCount	n..2	O	Number of units in time period (e.g., unit=WEEK, count=2 for bi-weekly)
URLConfirm	ans..256	M	URL where customer is redirected after agreement approval/rejection in VIPPS app
TermURL	ans..1024	C	URL where customer can manage subscription. Mandatory for Norway. Must offer actual management capabilities, not just contact info.
phoneNumber	an..15	O	Customer's phone number in MSISDN format (e.g., 4712345678) for pre-filling. Accepts 0-15 digits. If 10-15 digits provided, sent to VIPPS for pre-filling. If less than 10 digits or empty, omitted from request but payment proceeds normally. Customer enters phone manually on VIPPS page when not provided.
MinAge	n..2	O	Minimum age required (15-99). VIPPS verifies before allowing payment.
AbolID	ans..64	O	External subscription ID to map agreement to merchant's system
RefNr	an..50	O	Unique identifier for payment (UUID preferred, A-Z/a-z, hyphen allowed)
ChargeAmount	n..10	M	<p>Only for RTF=I: Initial charge amount in smallest currency unit (e.g. 1000 = 10.00 NOK)</p> <ul style="list-style-type: none"> • Amount (or leave empty/0) = defines the recurring pricing for FUTURE charges • ChargeAmount = defines the actual amount charged IMMEDIATELY upon agreement approval • These can be different (e.g. discounted first payment, then regular price) <p>Example – Monthly subscription with first month discount:</p> <pre> RTF=I PricingType=LEGACY Amount=1000 // Regular monthly price for future charges ChargeAmount=500 // Discounted first month charge ChargeDescription=First month special offer </pre>
ChargeDescription	ans..100	M	Only for RTF=I: Description for the initial charge (visible to customer)
			Campaign parameters (optional)
CampaignType	ans..13	O	PRICECAMPAIGN = Special price until end date / PERIODCAMPAIGN = Special price for defined intervals / EVENTCAMPAIGN = Special price until event date
CampaignPrice	n..10	C	Campaign price in smallest currency unit. Required if CampaignType specified.
CampaignEnd	dtm	C	Required for PRICECAMPAIGN: Campaign end date (ISO 8601)
CampaignIntervalUnit	ans..5	C	Required for PERIODCAMPAIGN: Unit for period: YEAR, MONTH, WEEK, DAY
CampaignIntervalCount	n..2	C	Required for PERIODCAMPAIGN: Number of units (1-31)
CampaignEventDate	dtm	C	Required for EVENTCAMPAIGN: Event date (ISO 8601)
CampaignEventText	ans..100	C	Required for EVENTCAMPAIGN: Event description

Parameters for creating an agreement for VIPPS recurring payments

The following table gives the result parameters which Computop Paygate transmits to **URLSuccess** or **URLFailure** and **URLNotify**. If you have specified the **Response=encrypt** parameter, the following parameters are sent **Blowfish encrypted** to your system:

i pls. be prepared to receive additional parameters at any time and do not check the order of parameters

i the key (e.g. mid, RefNr) should not be checked case-sensitive

Key	Format	CND	Description
mid	ans..30	M	MerchantID, assigned by Computop
PayID	an32	M	ID assigned by Paygate for the payment, e.g. for referencing in batch files as well as for capture or credit request.
XID	an32	M	ID for all single transactions (authorisation, capture, credit note) for one payment assigned by Paygate
TransID	ans..64	M	TransactionID provided by you which should be unique for each payment
Status	a..50	M	OK or AUTHORIZE_REQUEST (URLSuccess) as well as FAILED (URLFailure)
Description	ans..1024	M	Further details in the event that payment is rejected. Please do not use the Description but the Code parameter for the transaction status analysis!
Code	an8	M	Error code according to Paygate Response Codes (A4 Error codes)
Plain	ans..50	O	A single value to be set by the merchant to return some information unencrypted in response/notify, e.g. the MID. "Plain"-parameter is part of encrypted "Data" in Computop Paygate and therefore protected against manipulation.
Custom	ans..1024	O	"Custom"-parameter is added to the request data before encryption and is part of encrypted "Data" in Computop Paygate request. By this they are protected against manipulation by a consumer. The Custom-value is added to the Computop Paygate response in plain text and the "]" is replaced by a "&". By this you can put a single value into Custom-parameter and get multiple key-value-pairs back in response for your own purpose.
BillingAgreementID	ans..64	M	Agreement identifier assigned by VIPPS
RedirectUrl	ans..256	M	URL to redirect customer for agreement confirmation

Response parameters for creating an agreement for VIPPS recurring payments

Create recurring payment (RTF=R) for VIPPS

There are two types of charges in VIPPS recurring:

- **Initial charge:** Created automatically with RTF=I during agreement creation
- **Regular/recurring charge:** Created with RTF=R for existing agreements (this section)

In order to create a VIPPS recurring payment, please use the following URL:

<https://www.computop-paygate.com/vipps.aspx>

Notice: For security reasons, Computop Paygate rejects all payment requests with formatting errors. Therefore, please use the correct data type for each parameter.

The following table describes the **encrypted payment request parameters**:

Key	Format	CND	Description
MerchantID	ans..30	M	MerchantID, assigned by Computop. Additionally this parameter has to be passed in plain language too.
TransID	ans..64	M	TransactionID provided by you which should be unique for each payment
Amount	n..10	M	Charge amount in smallest currency unit
Currency	a3	M	Currency (must match agreement currency)
MAC	an64	M	Hash Message Authentication Code (HMAC) with SHA-256 algorithm. Details can be found here: <ul style="list-style-type: none"> • HMAC Authentication (Request) • HMAC Authentication (Notify)
OrderDesc	ans..100	M	Charge description visible to customer

URLSuccess	ans..256	M	Complete URL which calls up Paygate if payment has been successful. The URL may be called up only via port 443. This URL may not contain parameters: In order to exchange values between Paygate and shop, please use the parameter UserData . Common notes: <ul style="list-style-type: none"> We recommend to use parameter "response=encrypt" to get an encrypted response by Paygate However, fraudster may just copy the encrypted DATA-element which are sent to URLFailure and send the DATA to URLSuccess. Therefore ensure to check the "code"-value which indicates success/failure of the action. Only a result of "code=00000000" should be considered successful.
URLFailure	ans..256	M	Complete URL which calls up Paygate if payment has been unsuccessful. The URL may be called up only via port 443. This URL may not contain parameters: In order to exchange values between Paygate and shop, please use the parameter UserData . Common notes: <ul style="list-style-type: none"> We recommend to use parameter "response=encrypt" to get an encrypted response by Paygate However, fraudster may just copy the encrypted DATA-element which are sent to URLFailure and send the DATA to URLSuccess/URLNotify. Therefore ensure to check the "code"-value which indicates success/failure of the action. Only a result of "code=00000000" should be considered successful.
Response	a7	O	Status response sent by Paygate to URLSuccess and URLFailure , should be encrypted. For this purpose, transmit Response=encrypt parameter.
URLNotify	ans..256	M	Complete URL which Paygate calls up in order to notify the shop about the payment result. The URL may be called up only via port 443. It may not contain parameters: Use the UserData parameter instead. Common notes: <ul style="list-style-type: none"> Before follow-up actions (capture / credit / reversal) are carried out on an existing transaction, the first Notify must have been answered by the shop. Fraudster may just copy the encrypted DATA-element which are sent to URLFailure and send the DATA to URLSuccess /URLNotify. Therefore ensure to check the "code"-value which indicates success/failure of the action. Only a result of "code=00000000" should be considered successful.
Plain	ans..50	O	A single value to be set by the merchant to return some information unencrypted in response/notify, e.g. the MID. "Plain"-parameter is part of encrypted "Data" in Computop Paygate and therefore protected against manipulation.
Custom	ans..1024	O	"Custom"-parameter is added to the request data before encryption and is part of encrypted "Data" in Computop Paygate request. By this they are protected against manipulation by a consumer. The Custom-value is added to the Computop Paygate response in plain text and the "]" is replaced by a "&". By this you can put a single value into Custom-parameter and get multiple key-value-pairs back in response for your own purpose.
RTF	a1	M	Must be R to create recurring charge
BillingAgreementID	ans..64	M	Agreement identifier to charge against (from agreement creation response)
DueDate	a10	M	When charge should be processed (YYYY-MM-DD format). Must be at least 2 days in advance (production) or 1 day (test environment).
AbolID	ans..64	O	External subscription ID

Parameters for creating a VIPPS recurring payment

Notice on Charge processing:

- DIRECT_CAPTURE:** Amount is charged immediately on due date (one-stage payment)
- RESERVE_CAPTURE:** Amount is reserved on due date, requires explicit capture within:
 - 14 days (MobilePay)
 - 180 days (VIPPS Norway)

The following table gives the result parameters which Computop Paygate transmits to **URLSuccess** or **URLFailure** and **URLNotify**. If you have specified the **Response=encrypt** parameter, the following parameters are sent **Blowfish encrypted** to your system:

i pls. be prepared to receive additional parameters at any time and do not check the order of parameters

i the key (e.g. mid, RefNr) should not be checked case-sensitive

Key	Format	CND	Description
mid	ans..30	M	MerchantID, assigned by Computop
PayID	an32	M	ID assigned by Paygate for the payment, e.g. for referencing in batch files as well as for capture or credit request.
XID	an32	M	ID for all single transactions (authorisation, capture, credit note) for one payment assigned by Paygate

TransID	ans..64	M	TransactionID provided by you which should be unique for each payment
Status	a..50	M	OK (URLSuccess) or FAILED (URLFailure)
Description	ans..1024	M	Further details in the event that payment is rejected. Please do not use the Description but the Code parameter for the transaction status analysis!
Code	an8	M	Error code according to Paygate Response Codes (A4 Error codes)
Plain	ans..50	O	A single value to be set by the merchant to return some information unencrypted in response/notify, e.g. the MID. "Plain"-parameter is part of encrypted "Data" in Computop Paygate and therefore protected against manipulation.
Custom	ans..1024	O	"Custom"-parameter is added to the request data before encryption and is part of encrypted "Data" in Computop Paygate request. By this they are protected against manipulation by a consumer. The Custom-value is added to the Computop Paygate response in plain text and the "]" is replaced by a "&". By this you can put a single value into Custom-parameter and get multiple key-value-pairs back in response for your own purpose.
BillingAgreementID	ans..64	M	Agreement identifier assigned by VIPPS
RedirectURL	ans..256	M	URL to redirect customer for agreement confirmation

Response parameters for creating a VIPPS recurring payment

Cancel/Terminate agreement (RTF=C) for VIPPS recurring payments

Agreement termination is done via `vipps.aspx` with `RTF="C"`:

<https://www.computop-paygate.com/vipps.aspx>

Notice: For security reasons, Computop Paygate rejects all payment requests with formatting errors. Therefore, please use the correct data type for each parameter.

The following table describes the [encrypted payment request parameters](#):

Key	Format	CND	Description
MerchantID	ans..30	M	MerchantID, assigned by Computop. Additionally this parameter has to be passed in plain language too.
TransID	ans..64	M	TransactionID provided by you which should be unique for each payment
MAC	an64	M	Hash Message Authentication Code (HMAC) with SHA-256 algorithm. Details can be found here: <ul style="list-style-type: none"> HMAC Authentication (Request) HMAC Authentication (Notify)
URLSuccess	ans..256	M	Complete URL which calls up Paygate if payment has been successful. The URL may be called up only via port 443. This URL may not contain parameters: In order to exchange values between Paygate and shop, please use the parameter UserData . <p>Common notes:</p> <ul style="list-style-type: none"> We recommend to use parameter "response=encrypt" to get an encrypted response by Paygate However, fraudster may just copy the encrypted DATA-element which are sent to URLFailure and send the DATA to URLSuccess. Therefore ensure to check the "code"-value which indicates success/failure of the action. Only a result of "code=00000000" should be considered successful.
URLFailure	ans..256	M	Complete URL which calls up Paygate if payment has been unsuccessful. The URL may be called up only via port 443. This URL may not contain parameters: In order to exchange values between Paygate and shop, please use the parameter UserData . <p>Common notes:</p> <ul style="list-style-type: none"> We recommend to use parameter "response=encrypt" to get an encrypted response by Paygate However, fraudster may just copy the encrypted DATA-element which are sent to URLFailure and send the DATA to URLSuccess/URLNotify. Therefore ensure to check the "code"-value which indicates success/failure of the action. Only a result of "code=00000000" should be considered successful.
Response	a7	O	Status response sent by Paygate to URLSuccess and URLFailure , should be encrypted. For this purpose, transmit <code>Response=encrypt</code> parameter.

URLNotify	ans..256	M	Complete URL which Paygate calls up in order to notify the shop about the payment result. The URL may be called up only via port 443. It may not contain parameters: Use the UserData parameter instead. Common notes: <ul style="list-style-type: none"> • Before follow-up actions (capture / credit / reversal) are carried out on an existing transaction, the first Notify must have been answered by the shop. • Fraudster may just copy the encrypted DATA-element which are sent to URLFailure and send the DATA to URLSuccess /URLNotify. Therefore ensure to check the "code"-value which indicates success/failure of the action. Only a result of "code=00000000" should be considered successful.
RTF	a1	M	Must be C to terminate agreement
BillingAgreementID	ans..64	M	Agreement identifier to terminate
Plain	ans..50	O	A single value to be set by the merchant to return some information unencrypted in response/notify, e.g. the MID. "Plain"-parameter is part of encrypted "Data" in Computop Paygate and therefore protected against manipulation.
Custom	ans..1024	O	"Custom"-parameter is added to the request data before encryption and is part of encrypted "Data" in Computop Paygate request. By this they are protected against manipulation by a consumer. The Custom-value is added to the Computop Paygate response in plain text and the "]" is replaced by a "&". By this you can put a single value into Custom-parameter and get multiple key-value-pairs back in response for your own purpose.

Parameters for terminating an agreement for VIPPS recurring payments

The following table gives the result parameters which Computop Paygate transmits to **URLSuccess** or **URLFailure** and **URLNotify**. If you have specified the **Response=encrypt** parameter, the following parameters are sent [Blowfish encrypted](#) to your system:

i pls. be prepared to receive additional parameters at any time and do not check the order of parameters

i the key (e.g. mid, RefNr) should not be checked case-sensitive

Key	Format	CND	Description
mid	ans..30	M	MerchantID, assigned by Computop
PayID	an32	M	ID assigned by Paygate for the payment, e.g. for referencing in batch files as well as for capture or credit request.
XID	an32	M	ID for all single transactions (authorisation, capture, credit note) for one payment assigned by Paygate
TransID	ans..64	M	TransactionID provided by you which should be unique for each payment
Status	a..50	M	OK (URLSuccess) or FAILED (URLFailure)
Description	ans..1024	M	Further details in the event that payment is rejected. Please do not use the Description but the Code parameter for the transaction status analysis!
Code	an8	M	Error code according to Paygate Response Codes (A4 Error codes)
BillingAgreementID	ans..64	M	Agreement ID that was terminated

Response parameters for terminating an agreement for VIPPS recurring payments

Important notes for recurring payments

Phone number parameter

- **Format:** 0-15 numeric digits accepted
- **Conditional sending to VIPPS:**
 - If 10-15 digits provided Sent to VIPPS as Customer.phoneNumber for pre-filling
 - If less than 10 digits or empty Omitted from VIPPS request, customer enters manually
- **Payment never blocked:** Invalid or missing phone numbers do not prevent payment processing
- **Best practice:** Include country code (e.g., 4746586653 for Norwegian number) to enable pre-filling

Agreement management

- Customer has **10 minutes** to accept agreement after creation
- Both merchant and customer can terminate agreements
- Once canceled (status "STOPPED"), an agreement **cannot be reactivated**
- If recurring payments need to be resumed, a **new agreement must be created**

Charge processing

- **DueDate Requirement:** Charges must be created at least **2 days in advance (production)** or **1 day (test environment)**
- **DIRECT_CAPTURE:** Amount is charged immediately on due date (one-stage payment)
- **RESERVE_CAPTURE:** Amount is reserved on due date and requires explicit capture within:
 - 14 days (MobilePay)
 - 180 days (VIPPS Norway)
- **Multiple partial captures and refunds are supported**

Pricing models

- **LEGACY:** Fixed recurring amount specified at agreement creation using the Amount parameter
- **VARIABLE:** Flexible amount per charge. Merchant must specify suggested maximum amount (suggestedMaxAmount). Minimum amounts: NOK 100 øre, DKK 1 øre, EUR 1 cent.

Campaign support

Campaigns allow temporary pricing modifications:

- **PRICECAMPAIGN:** Special price until specific end date
- **PERIODCAMPAIGN:** Special price for defined number of intervals
- **EVENTCAMPAIGN:** Special price until specific event date

User-initiated cancellations

Customers can cancel agreements directly in their VIPPS/MobilePay app. When this occurs:

- Merchant receives notification via URLNotify
- All pending charges are automatically canceled
- Agreement status changes to STOPPED

Examples

Example 1: Create agreement without initial charge

```
MerchantID=YourMerchantID
TransID=unique-trans-12345
MAC=<calculated-hmac>
Currency=NOK
RTF=A
PricingType=LEGACY
Amount=9900
ProductName=Monthly Premium Subscription
OrderDesc=Access to all premium features
AgreementInterval=MONTH
AgreementIntervalCount=1
URLSuccess=https://yoursite.com/success
URLFailure=https://yoursite.com/failure
URLNotify=https://yoursite.com/notify
URLConfirm=https://yoursite.com/confirm
TermURL=https://yoursite.com/manage-subscription
```

Example 2: Create agreement with discounted initial charge

```
MerchantID=YourMerchantID
TransID=unique-trans-12346
MAC=<calculated-hmac>
Currency=NOK
RTF=I
PricingType=LEGACY
Amount=9900
ChargeAmount=4900
ChargeDescription=First month 50% off
ProductName=Monthly Premium Subscription
OrderDesc=Access to all premium features
AgreementInterval=MONTH
AgreementIntervalCount=1
URLSuccess=https://yoursite.com/success
URLFailure=https://yoursite.com/failure
URLNotify=https://yoursite.com/notify
URLConfirm=https://yoursite.com/confirm
TermURL=https://yoursite.com/manage-subscription
```

Example 3: Create recurring charge

```
MerchantID=YourMerchantID
TransID=unique-trans-12347
MAC=<calculated-hmac>
RTF=R
BillingAgreementID=agr_XsUxU8X
Amount=9900
Currency=NOK
OrderDesc=Monthly subscription payment - February 2025
DueDate=2025-02-15
```

Example 4: Terminate agreement

```
MerchantID=YourMerchantID
TransID=unique-trans-12348
MAC=<calculated-hmac>
RTF=C
BillingAgreementID=agr_XsUxU8X
URLSuccess=https://yoursite.com/success
URLFailure=https://yoursite.com/failure
URLNotify=https://yoursite.com/notify
```

Capture

Captures are possible via a Server-to-Server connection. To carry out a capture via a Server-to-Server connection, please use the following URL:

```
https://www.computop-paygate.com/capture.aspx
```


Notice: For security reasons, Computop Paygate rejects all payment requests with formatting errors. Therefore, please use the correct data type for each parameter.


The following table describes the [encrypted payment request parameters](#):

Key	Format	CND	Description
MerchantID	ans..30	M	MerchantID, assigned by Computop. Additionally this parameter has to be passed in plain language too.
PayID	an32	M	ID assigned by Paygate for the payment to be captured
TransID	ans..64	M	TransactionID provided by you which should be unique for each payment
Amount	n..10	M	Amount in the smallest currency unit (e.g. EUR Cent). Please contact the Computop Helpdesk , if you want to capture amounts <100 (smallest currency unit).
Currency	a3	M	Currency, three letters DIN / ISO 4217, e.g. EUR, USD, GBP. Please find an overview here: A1 Currency table
MAC	an64	M	Hash Message Authentication Code (HMAC) with SHA-256 algorithm. Details can be found here: <ul style="list-style-type: none"> HMAC Authentication (Request) HMAC Authentication (Notify)
ReqID	ans..32	O	To avoid double payments or actions (e.g. by ETM), enter an alphanumeric value which identifies your transaction and may be assigned only once. If the transaction or action is submitted again with the same ReqID, Computop Paygate will not carry out the payment or new action, but will just return the status of the original transaction or action. Please note that the Computop Paygate must have a finalized transaction status for the first initial action (authentication /authorisation). This does not apply to 3-D Secure authentications that are terminated by a timeout. The 3-D Secure Timeout status does not count as a completed status in which the ReqID functionality on Paygate does not take effect. Submissions with identical ReqID for an open status will be processed regularly. Notice: Please note that a ReqID is only valid for 12 month, then it gets deleted at the Paygate.

Parameters for captures of VIPPS

The following table describes the result parameters with which the Computop Paygate responds to your system

 pls. be prepared to receive additional parameters at any time and do not check the order of parameters

 the key (e.g. mid, RefNr) should not be checked case-sensitive

Key	Format	CND	Description
mid	ans..30	M	MerchantID, assigned by Computop
PayID	an32	M	ID assigned by Paygate for the payment, e.g. for referencing in batch files as well as for capture or credit request.
XID	an32	M	ID for all single transactions (authorisation, capture, credit note) for one payment assigned by Paygate
TransID	ans..64	M	TransactionID provided by you which should be unique for each payment
Status	a..50	M	OK (URLSuccess) or FAILED (URLFailure)
Description	ans..1024	M	Further details in the event that payment is rejected. Please do not use the Description but the Code parameter for the transaction status analysis!
Code	an8	M	Error code according to Paygate Response Codes (A4 Error codes)

Result parameters for captures of VIPPS

Credit with reference

Credits (refunds) are possible via a Server-to-Server connection. For a Credit with reference to a capture the amount of the Credit is limited to the amount of the previous capture. To carry out a credit with a reference transaction, please use the following URL:

<https://www.computop-paygate.com/credit.aspx>

Notice: For security reasons, Computop Paygate rejects all payment requests with formatting errors. Therefore, please use the correct data type for each parameter.


The following table describes the [encrypted payment request parameters](#):


Key	Format	CND	Description
MerchantID	ans..30	M	MerchantID, assigned by Computop. Additionally this parameter has to be passed in plain language too.

PayID	an32	M	ID assigned by Paygate for the payment to be credited
TransID	ans..64	M	TransactionID provided by you which should be unique for each payment
Amount	n..10	M	Amount in the smallest currency unit (e.g. EUR Cent). Please contact the Computop Helpdesk , if you want to capture amounts <100 (smallest currency unit).
Currency	a3	M	Currency, three letters DIN / ISO 4217, e.g. EUR, USD, GBP. Please find an overview here: A1 Currency table
MAC	an64	M	Hash Message Authentication Code (HMAC) with SHA-256 algorithm. Details can be found here: <ul style="list-style-type: none"> HMAC Authentication (Request) HMAC Authentication (Notify)
ReqID	ans..32	O	To avoid double payments or actions (e.g. by ETM), enter an alphanumeric value which identifies your transaction and may be assigned only once. If the transaction or action is submitted again with the same ReqID, Computop Paygate will not carry out the payment or new action, but will just return the status of the original transaction or action. Please note that the Computop Paygate must have a finalized transaction status for the first initial action (authentication /authorisation). This does not apply to 3-D Secure authentications that are terminated by a timeout. The 3-D Secure Timeout status does not count as a completed status in which the ReqID functionality on Paygate does not take effect. Submissions with identical ReqID for an open status will be processed regularly. Notice: Please note that a ReqID is only valid for 12 month, then it gets deleted at the Paygate.

Parameters for credit payments with VIPPS

The following table describes the result parameters with which the Computop Paygate responds to your system

 pls. be prepared to receive additional parameters at any time and do not check the order of parameters

 the key (e.g. mid, RefNr) should not be checked case-sensitive

Key	Format	CND	Description
mid	ans..30	M	MerchantID, assigned by Computop
PayID	an32	M	ID assigned by Paygate for the payment, e.g. for referencing in batch files as well as for capture or credit request.
XID	an32	M	ID for all single transactions (authorisation, capture, credit note) for one payment assigned by Paygate
TransID	ans..64	M	TransactionID provided by you which should be unique for each payment
Status	a..50	M	OK (URLSuccess) or FAILED (URLFailure)
Description	ans..1024	M	Further details in the event that payment is rejected. Please do not use the Description but the Code parameter for the transaction status analysis!
Code	an8	M	Error code according to Paygate Response Codes (A4 Error codes)

Response parameters for credit payments with VIPPS

Reversal

Reversals are possible via a Server-to-Server connection. In order to cancel a payment via a server-to-server communication, please use the following URL:

<https://www.computop-paygate.com/reverse.aspx>

Notice: Reverse.aspx does not only reverse authorisations, but any LAST TRANSACTION STAGE! If the last transaction was a capture, Reverse.aspx initiates the reverse, e.g. a credit. Therefore, the utmost caution is urged. Use is at your own risk. We recommend checking the transaction status with Inquire.aspx before using Reverse.aspx.

Notice: For security reasons, Computop Paygate rejects all payment requests with formatting errors. Therefore, please use the correct data type for each parameter.


The following table describes the [encrypted payment request parameters](#):


Key	Format	CND	Description
MerchantID	ans..30	M	MerchantID, assigned by Computop. Additionally this parameter has to be passed in plain language too.

PayID	an32	M	ID assigned by Paygate for the payment to be reversed
TransID	ans..64	M	TransactionID provided by you which should be unique for each payment
Amount	n..10	M	Amount in the smallest currency unit (e.g. EUR Cent). Please contact the Computop Helpdesk , if you want to capture amounts <100 (smallest currency unit).
Currency	a3	M	Currency, three letters DIN / ISO 4217, e.g. EUR, USD, GBP. Please find an overview here: A1 Currency table
MAC	an64	M	Hash Message Authentication Code (HMAC) with SHA-256 algorithm. Details can be found here: <ul style="list-style-type: none"> HMAC Authentication (Request) HMAC Authentication (Notify)
ReqID	ans..32	O	To avoid double payments or actions (e.g. by ETM), enter an alphanumeric value which identifies your transaction and may be assigned only once. If the transaction or action is submitted again with the same ReqID, Computop Paygate will not carry out the payment or new action, but will just return the status of the original transaction or action. Please note that the Computop Paygate must have a finalized transaction status for the first initial action (authentication /authorisation). This does not apply to 3-D Secure authentications that are terminated by a timeout. The 3-D Secure Timeout status does not count as a completed status in which the ReqID functionality on Paygate does not take effect. Submissions with identical ReqID for an open status will be processed regularly. Notice: Please note that a ReqID is only valid for 12 month, then it gets deleted at the Paygate.

Parameters for reversals of VIPPS

The following table describes the result parameters with which the Computop Paygate responds to your system

 pls. be prepared to receive additional parameters at any time and do not check the order of parameters

 the key (e.g. mid, RefNr) should not be checked case-sensitive

Key	Format	CND	Description
mid	ans..30	M	MerchantID, assigned by Computop
PayID	an32	M	ID assigned by Paygate for the payment, e.g. for referencing in batch files as well as for capture or credit request.
XID	an32	M	ID for all single transactions (authorisation, capture, credit note) for one payment assigned by Paygate
TransID	ans..64	M	TransactionID provided by you which should be unique for each payment
Status	a..50	M	OK (URLSuccess) or FAILED (URLFailure)
Description	ans..1024	M	Further details in the event that payment is rejected. Please do not use the Description but the Code parameter for the transaction status analysis!
Code	an8	M	Error code according to Paygate Response Codes (A4 Error codes)

Result parameters for reversals of VIPPS